



BUILDING ON LEGISLATION TO FOSTER SUSTAINABILITY

Jean-Michel Couture, M.Sc.
Associate, Senior consultant

September 25, 2018

G R O U P E
AGÉCO

A GROWING NUMBER OF PLATFORMS AND INITIATIVES



DAIRY FARMS +



Canadian
Field Print
Initiative



POTATO
SUSTAINABILITY
INITIATIVE (PSI)



In addition to

On-Farm Food Safety
Programs

Private
Platforms

Industry
Standards

OBJECTIVE AND APPROACH

Objective

Identify indicators addressed by national and provincial regulations

Approach

- Review the relevant laws and regulations at the provincial and federal levels
- Contextualization with experts
- Coordination with SAI Platform

FSA OVERVIEW

Questionnaire based on sustainable farming practices recognized in the food and drink industry, covering **environmental, economic and social** aspects



Environmental

Agro-chemicals	Planting
Air	Soil Management
Biodiversity	Waste Management
Crop Protection	Water Management
Greenhouse Gas Emissions	Nutrient Management



Economic

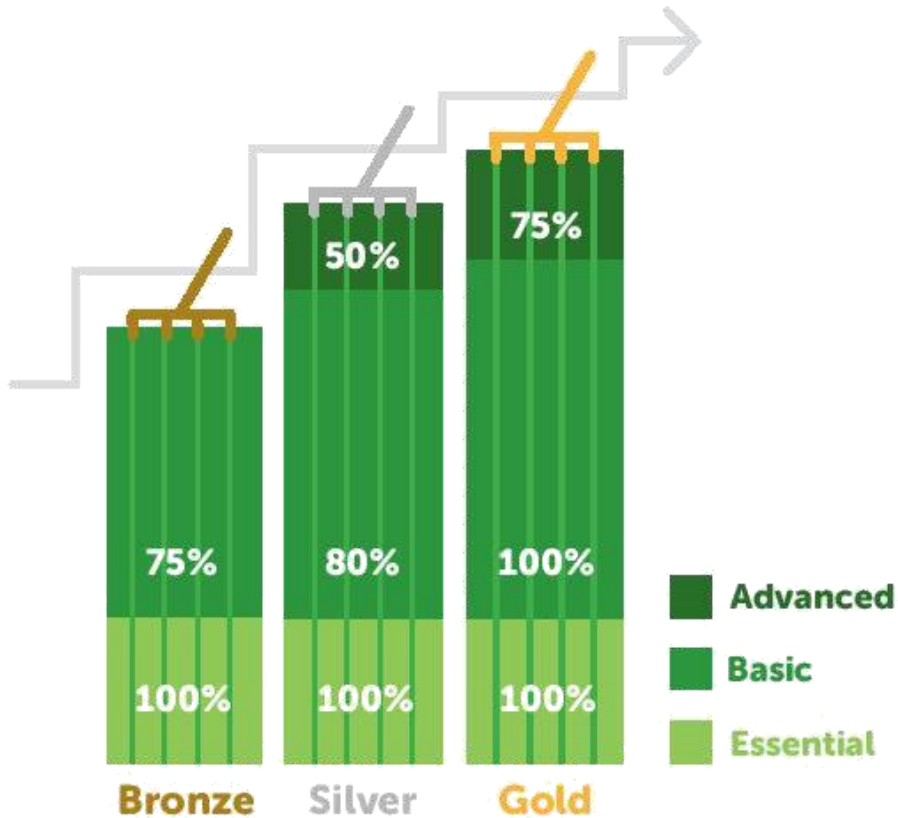
- Farm Management
- Financial Stability
- Legal Compliance
- Market Access



Social

- Health and Safety
- Labor Conditions
- Local Community

SCORING/BENCHMARKING EQUIVALENCIES



Benefits of FSA

- Help achieve sustainability objectives
- Saving time and resources
- Collaborative and global
- **A harmonized benchmark**

Essential: 23

Basic: 60

Advanced: 23

RESULT OVERVIEW

**AGÉCO benchmarked the regulations of
5 provinces against the FSA indicators**



Alberta

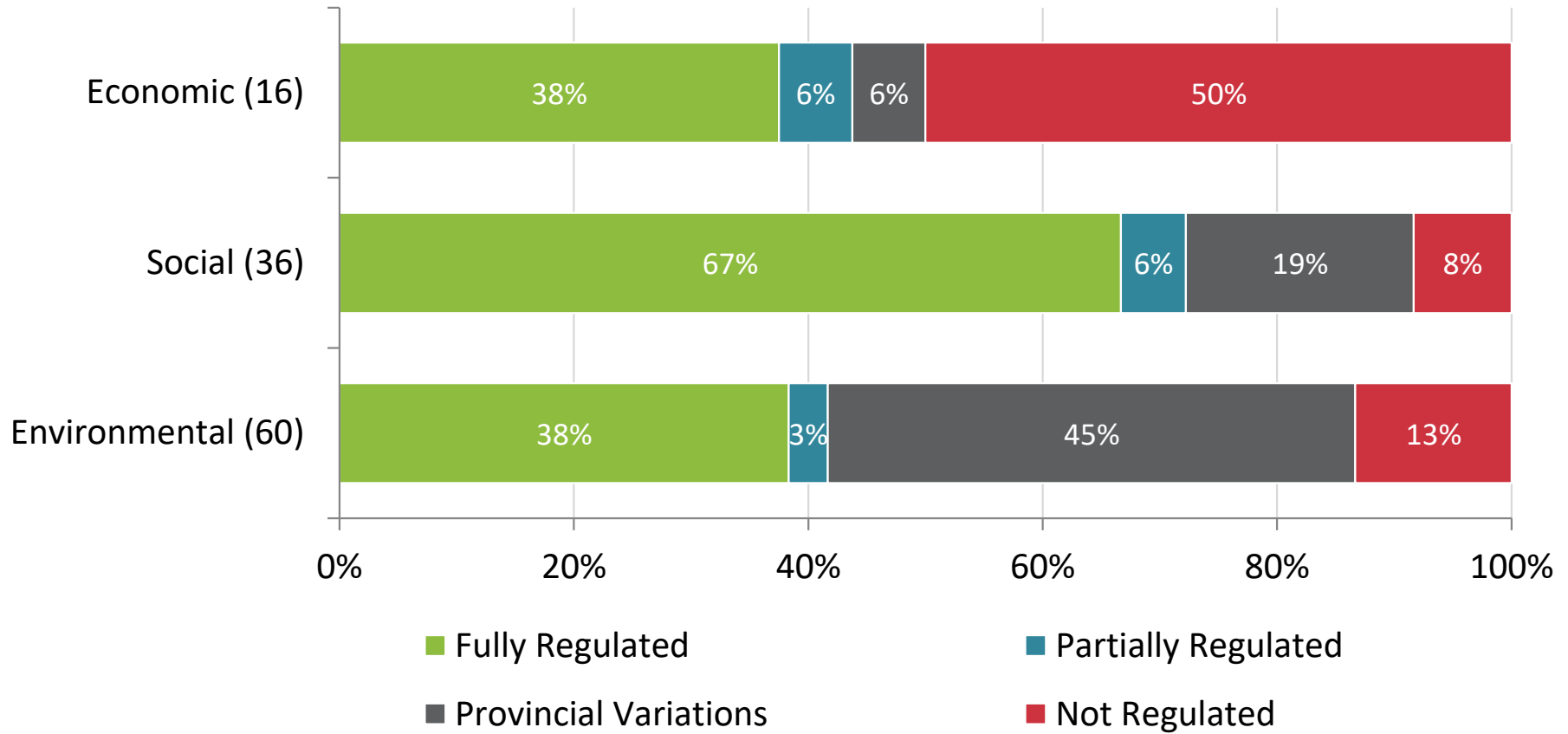
Saskatchewan

Manitoba

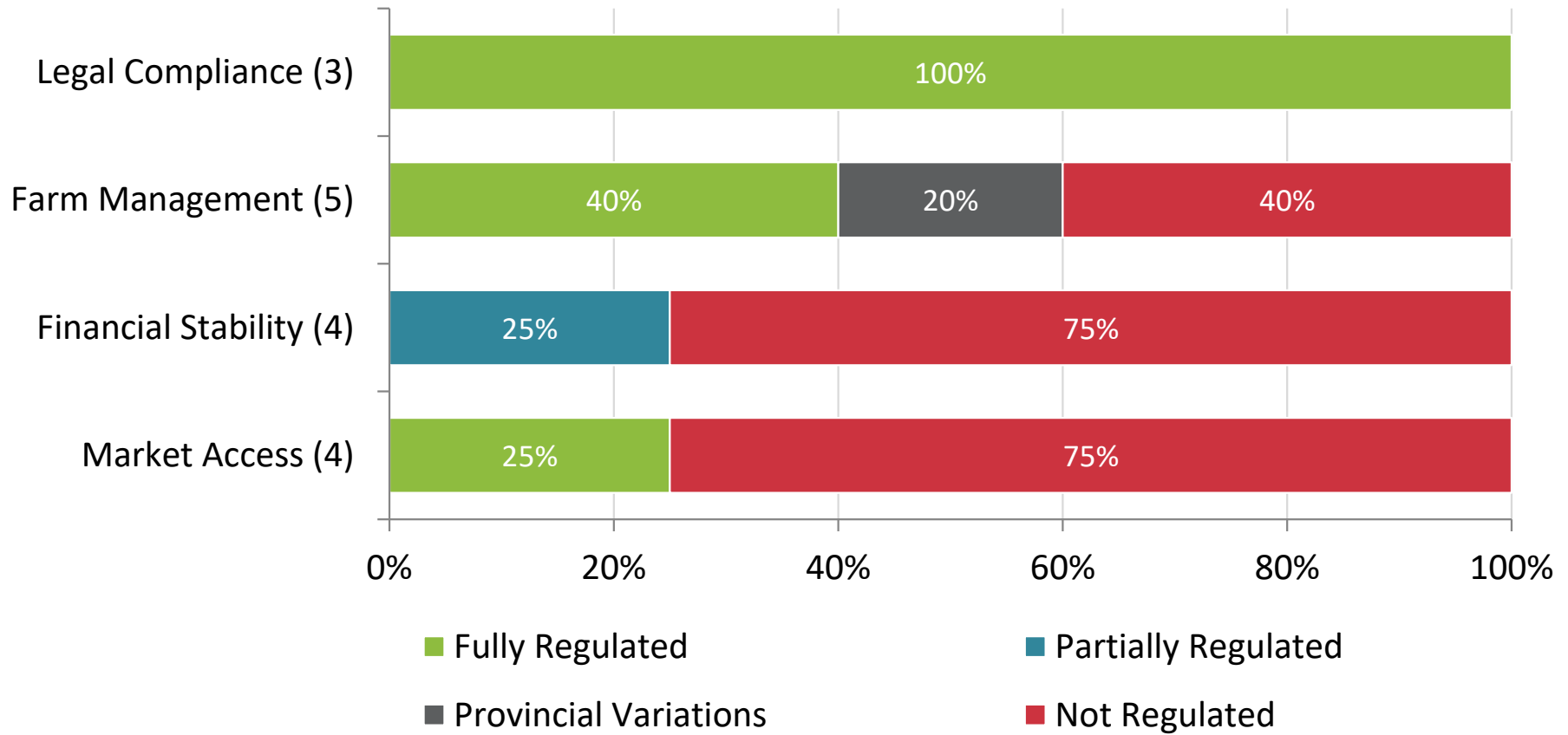
Ontario

Quebec

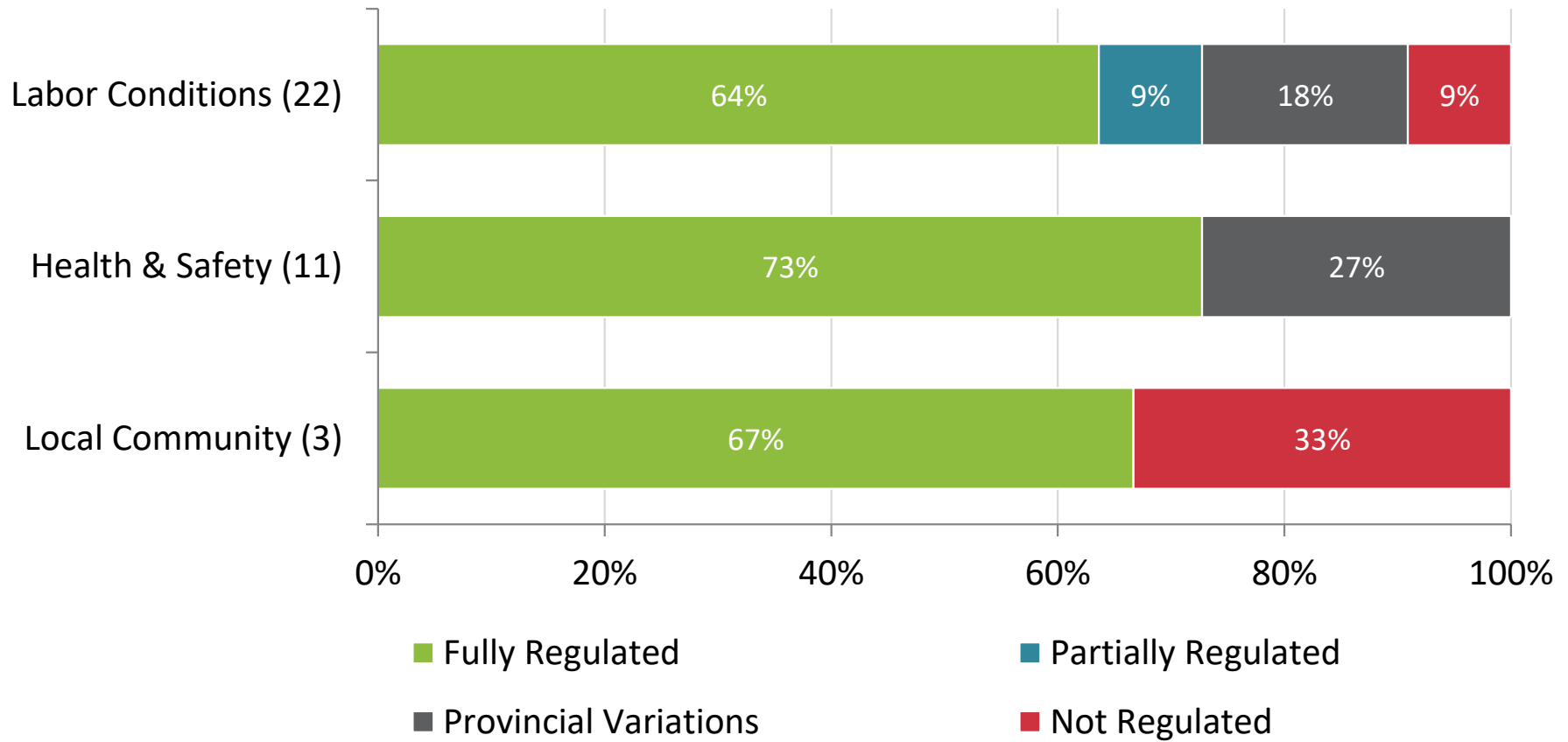
RESULTS – GLOBAL OVERVIEW



RESULTS — ECONOMIC



RESULTS — SOCIAL



RESULTS — SOCIAL



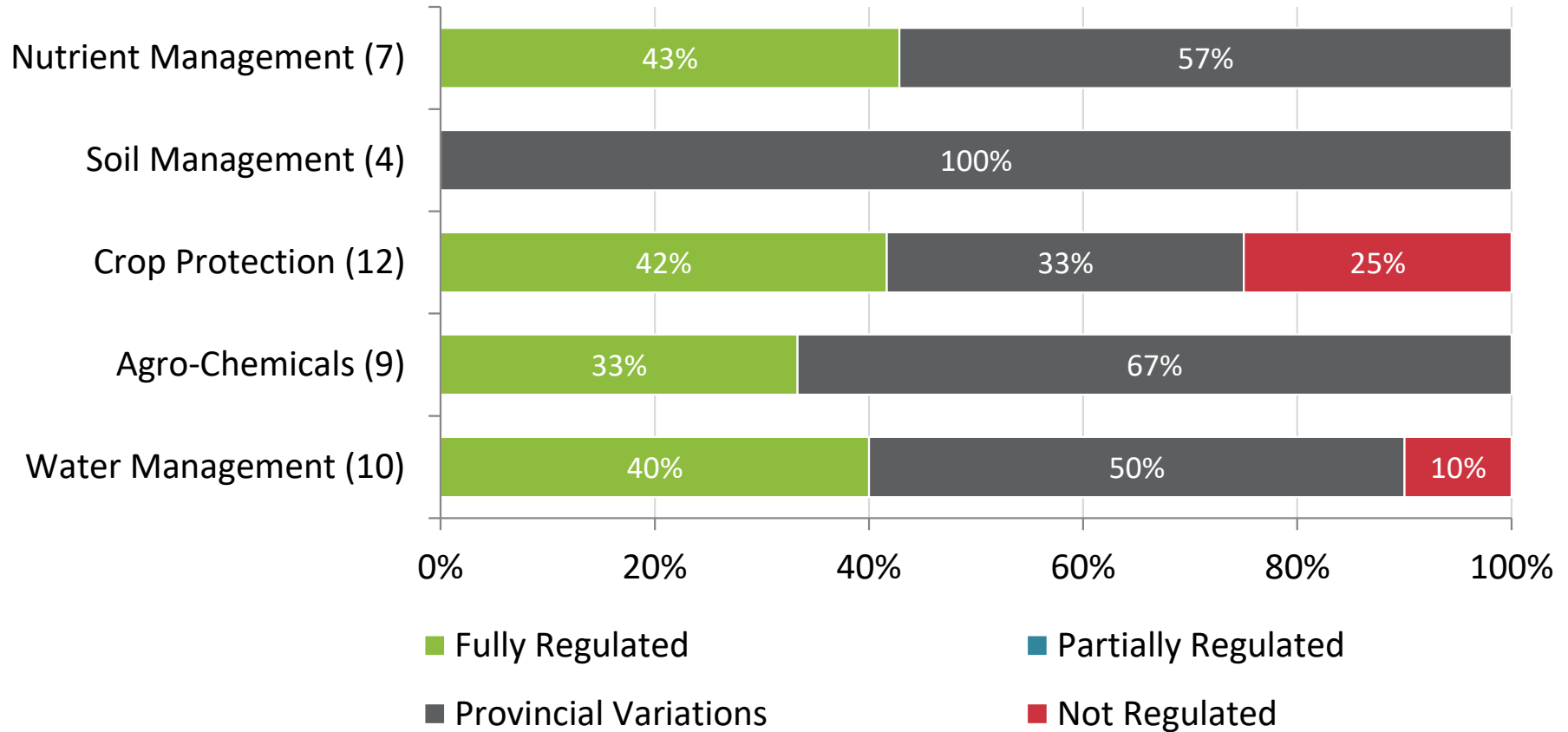
- **Labour conditions**

- Many FSA indicators refer to issues that are regulated in Canada (forced labour, child labour and discrimination)
- But, there are a few exceptions when it comes to farm workers
 - Minimum wage and working hours

- **Health and safety**

- Most indicators are regulated
 - Farm workers have the same basic rights as any others
 - Variations between provinces to specific requirements (first aid; vulnerable workers)

RESULTS — ENVIRONMENT (EXAMPLES)



RESULTS – ENVIRONMENT



- **Nutrient management**
 - The sources and quality of fertilizers is regulated
 - Variations exist between provinces when it comes to fertilizer application
- **Soil management**
 - Mostly refer to ‘best practices’ which explains the variability across provinces
- **Crop protection and Agrochemicals**
 - The use of agrochemicals and CPPs is highly regulated in Canada
 - Some indicators (IPM, pest resistance, equipment calibration) are BMPs
 - Variations exist mainly because some indicators are partly regulated (storage, waste management, equipment maintenance, procedures to deal with spills, record keeping)

CHALLENGES



On the regulations side:

No consolidated directory | no specific linkage

Some issues (e.g. water protection) are addressed by different regulations managed by different departments in different jurisdictions

On the FSA side:

Some indicators are ambiguous | compounds

Example: Do you maintain and calibrate crop protection product and fertilizer application equipment on a regular basis?

CPP equipment can be regulated but not fertilizer equipment

→ Partly

OPPORTUNITIES



- More than half of the FSA indicators are regulated

- An opportunity to build on legislation to foster sustainability
 - Communicate on what farmers are already doing
 - Identify potential gaps and ways to address them
 - Provide specific resources to farmers



THANK YOU

Jean-Michel Couture, M.Sc.

Jean-michel.couture@groupeageco.ca

G R O U P E
AGÉCO